

## Win Event Planning Guide

### OBJECTIVE

**Compel the male teenagers of the inherent power they possess and witness they provide as young men. Then invite them to concentrate that power and witness to serve Jesus Christ and the Church.**

---

### QUICK HITS:

#### WHO

Priest-Chaplain, Confrères, male teenagers, and parents of male teenagers \*

#### WHAT

Meal → Exhortation → Invitation → Fellowship

#### WHEN

- ✚ After Sunday Mass or Saturday Vigil Mass OR
- ✚ A proven event, day, and/or time in which the male teenagers are available.

#### WHERE

Parish gathering space, pavilion, confrère's house, or an outdoor eating space.

---

### HOW


#### Preparation:

1. Schedule the Win Event or Small Dinner (Location, Date, Time) providing yourselves 4-6 weeks of lead time.
2. Chaplain and confrères collaborate to build as comprehensive a list of male teenagers in the parish to invite to the Win Event as possible.
  - a. Secure an accurate mailing address for each male teenager you invite.

***\* Some chaplains prefer parents be present at the Win Event with their sons. For further support with this approach, contact your chapter success coach.***

3. Send an invitation letter to each male teenager.
  - a. Within the “Personal Invitations” step of your GoTemplars account, you’ll find an EDITABLE letter template as well an example letter from a previously launched chapter. Send an invitation letter to the home of each male teenager you want to join your Templars chapter. Use parish letterhead and envelope when possible.

OR

- b. Send the names and addresses of the male teenagers to your Chapter Success Coach, who will approve the letter with chaplain and confrères before mailing them for you. Use the “Templars Recruitment Mailing List” spreadsheet within the “List Generation” step of GoTemplars to share the names and addresses of your invitees with your Chapter Success Coach.
4. Email the parents of the male teenagers to:
  - a. Introduce them to the Templars fraternity,
  - b. Inform them that you sent their son a letter and event invitation, and
  - c. Communicate the date, time, and location of the Win Event or Small Dinner(s)
  - d. Use the following email template located in the “Parent Engagement” step of GoTemplars:
    - i.  Chaplain \_ Parent Email Template\_ Win Event Invitation

#### **Execution:**

5. Secure commitments from your top 3-5 male teenagers.
  - a. Invite top leaders face-to-face after Mass, at a parish event, or within the community. Use the QR Code Cards as a “Call to Action” for the young men to sign up for the chapter online.
    - i. In lieu of the chapter sign-up QR Code Card, you can direct invitees to the sign-up URL:
      1. <https://www.TemplarsOrder.org/signup>
6. Chaplain, supported by confrères, hosts your Win Event.
  - a. Food & Drink – Ideas to consider:
    - i. Chaplain or confrère’s homemade specialty (meatballs, chili, tacos, nachos, waffles, etc.).
    - ii. Root beer keg or something memorable to drink.
    - iii. Food and drink do not have to make or break the event, but the more intentional and memorable it is, the more seriously the young men will

take the invitation and opportunity.

b. Exhortation

- i. Draw inspiration from the Rule of the Order, paragraphs 1-60.
  1. The Honor Code (paras 39-42) and Work of the Order (par. 50) should be mentioned.
  2. Templars is theirs. You will see this exhortation time and again, but let this be an invitation to the young men to step up and lead. The fraternity does not belong to the pastor or confrères; chapter brothers will make it good or bad.
- ii. Templars is a joyful endeavor; brother templars will mature together, but they won't be stiff. Emphasize that fun and joy is foundational to the Order's identity. Offer moments of levity.
- iii. Speak from your heart. Why do you believe the male teenagers before you can influence your parish culture and the spreading of the Gospel?

c. Invitation





- i. Make a concrete invitation to the male teenagers (i.e. Will you join the Templars fraternity?)
- ii. Send each attendee home with a QR code card to sign up for the parish chapter online ([TemplarsOrder.org/signup](https://TemplarsOrder.org/signup)).
- iii. Communicate the date of your first chapter meeting—ideally within two weeks of the Win Event—and give the male teenagers a deadline to register online.

d. Fellowship

- i. First and foremost, Templars is a fraternity. Shared experiences build fraternity and brotherhood.
- ii. Let your Win Event be an opportunity for the male teenagers to meet each other. Encourage them to introduce themselves to new faces.
- iii. Ideas for fellowship will depend upon the location, day, and time of the event, but ideas could include:
  1. Firepit, basketball, spike ball, ping pong, interactive board games, yard games, movie charades, hiking, etc.

Chapter Sign up:

7. Sign up

- a. Upon their online sign up, each new member will receive a mailed Welcome Kit with the following:
  -  Welcome letter
  -  1 copy of the Rule of the order
  -  1 black Templars t-shirt for under cassock and surplice
  -  1 brand poster

**NOTE:**

The above “How” section is comprised of suggestions and best practices from previously launched Templars chapters. If you prefer to adapt your approach to the Win Event or to recruitment of brother templars apart from a Win Event, you are welcome to try something different. Your Chapter Success Coach will support you as best he can throughout the process.

“Not unto us, O Lord, not unto us. But to your name be the Glory” (Psalm 115:1).